



Government of **Western Australia**
Department of **Commerce**
Energy Safety

Safe locations for using gas barbecues



This brochure is designed to advise builders, gas fitters and consumers where gas-fired barbecues may be installed and used safely.

This brochure is designed to advise builders, gas fitters and consumers where gas-fired barbecues may be installed and used. The information does not take precedence over the Gas Standards (Gasfitting and Consumer Gas Installations) Regulations 1999 or the manufacturer's instructions.

Types of gas barbecues

There are three types of gas-fired barbecues.

1 Domestic indoor barbecues

Domestic indoor gas barbecues are designed, manufactured and certified for domestic indoor use only. They must be installed and used strictly in accordance with the manufacturer's instructions.



2 Domestic outdoor barbecues

Domestic outdoor gas barbecues are designed, manufactured and certified for outdoor use only. They are not subject to the stringent testing for emissions that is applied to domestic indoor appliances, as they are only to be used outdoors in a well-ventilated area.



3 Commercial barbecues

Commercial gas barbecues are designed, manufactured and certified to standards different to those for domestic barbecues. Commercial barbecues are intended for commercial use only, such as in restaurants, hotels and fast food outlets. They are installed under hoods or canopies that extract and filter fats, greases and odours. Recognised certifying bodies, such as the Australian Gas Association (AGA), SAI Global, International Association of Plumbing and Mechanical Officials (IAPMO R&T Oceania) and Global-Mark have listings of certified gas appliances.

Note: It is EnergySafety policy not to allow gas barbecues certified for outdoor use to be modified for use indoors.

Ventilation requirements

Gas barbecues need adequate ventilation to ensure that there is sufficient air for combustion, for gas to burn safely and to dilute the products of combustion to safe levels.

If barbecues are used in an outdoor area, there is usually adequate natural ventilation.

However, there may be some 'semi-outdoor' situations where there is inadequate ventilation and the use of barbecues in these areas is therefore not recommended.

Indoor barbecues are required to have adequate mechanical ventilation.

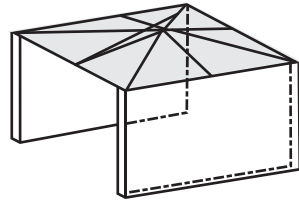
What is an outdoor area?

An outdoor area is an open-air situation that is not obstructed by buildings, structures etc, facilitating correct combustion and allowing products of combustion to be readily dispersed into the atmosphere.

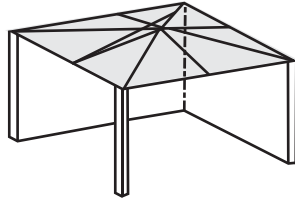
An alfresco area or balcony (large area) is considered outdoors when it is an open-air situation with natural ventilation. This ensures stagnant areas do not form, as these prevent the products of combustion from being rapidly dispersed by wind and natural convection. In the unlikely event of a gas leak occurring, a well-ventilated area will allow escaping gases to rapidly disperse.

The following situations are considered to provide the natural ventilation required for an outdoor domestic barbecue to be used:

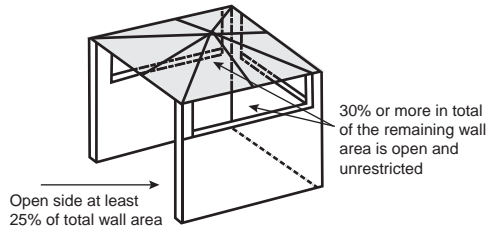
- Four open sides with a roof or overhead cover.
- Four enclosed sides (walls) without a roof or overhead cover.
- Two parallel walls or two walls at right angles to each other with a roof or overhead cover.



Parallel walls



Right angle walls



- Three walls, with the one open side being at least 25 per cent of the total perimeter and the remaining three walls having an area of 30 per cent or more of unrestricted opening, with a roof or overhead cover.

For these installations, the barbecue may be connected by a flexible hose to a natural gas bayonet point or similar fitting, through fixed connections to gas piping or by connection to an LP Gas cylinder.

Barbecues on balconies

A gas barbecue may be installed and used on a balcony if by location and its use, will not cause a hazard and the manufacturer's instructions allow for such use. Some barbecues are designed specifically for these areas where space is restricted. It may also be necessary to consult local building laws before installing or using a gas barbecue on a balcony.

A balcony is considered an acceptable area if 20 per cent of the total of the side, back and front walls remain open and unrestricted.

It is recommended that access doors or windows to the balcony be closed while the barbecue is in use.

Other requirements for gas barbecues

Other requirements for gas barbecues installed indoors or outdoors are:

- clearances between the gas barbecue and the building must meet:
 - the barbecue manufacturers' installation instructions; and
 - the regulatory requirements of the Gas Standards (Gasfitting and Consumer Gas Installations) Regulations 1999.

- a minimum clearance of:
 - 1,200 mm for domestic barbecues; or
 - 1,350 mm for commercial barbecues

is to be maintained between the barbecue cooking surface and the ceiling, roof or overhead cover to avoid the risk of combustion occurring on surfaces laden with grease deposits.

There is a requirement under 'Minor Storage' in AS 1596 that limits the LP Gas cylinder or cylinders that can be used or stored on a balcony to 10 kg.



A commercial gas barbecue may be permitted indoors in a residence (an indoor domestic situation) provided the following requirements are met:

- A mechanical ventilation system complying with Local Government requirements (AS 1668.2, Ventilation design for indoor air contaminant control) is installed.

- The installation meets commercial catering equipment requirements, including clearances and protection of combustible surfaces as specified in AS/NZS 5601, Gas installations.
- The gas supply piping to the barbecue is permanently connected and fitted with a clearly identified manual isolating valve located in a safe, accessible position remote from the barbecue.

Note: Before installing a commercial gas barbecue inside a domestic residence, it is recommended that advice on the installation be obtained from the relevant gas supplier.



A commercial gas barbecue with mechanical ventilation.

Further Information

Gas Inspection Branch EnergySafety

303 Sevenoaks Street
Cannington WA 6107
Phone: 08 9422 5200
Fax: 08 9422 5244
Website: www.energysafety.wa.gov.au

The Australian Gas Association

2 Park Way
(PO Box 122)
Braeside Victoria 3195
Phone: 03 9580 4500
Fax: 03 9580 5500
Email: office@aga.asn.au
Website: www.aga.asn.au

SAI Global

13-15 Wadhurst Drive
Boronia, Victoria 3155
Phone: 03 8669 2300 or 02 8206 6322
Fax: 03 8669 2399 or 02 8206 6032
Email: product@saiglobal.com
Website: www.saiglobal.com/product-certification

IAPMO R&T Oceana (The International Association of Plumbing and Mechanical Officials) trading as IAPMO Oceana

4 Florence Street,
Burwood, Victoria 3125
Phone: 03 8684 9580
Fax: 03 9835 5581
Email: quotes@iapmooceana.org
Website: www.iapmooceana.org

Global-Mark Pty Ltd

Suite 407 – 32 Delphi Road,
North Ryde, NSW 2113
Phone: 1300 766 509
Fax: 1300 766 504
Email: GasSafety@Global-Mark.com.au
Website: www.Global-Mark.com.au

Department of Commerce

Energy Safety Division

303 Sevenoaks Street (Cnr Grose Ave) Cannington WA 6107

Telephone: (08) 9422 5200 Facsimile: (08) 9422 5244

National Relay Service: 13 36 77

Mailing address: PO Box 135 Cannington WA 6987

Website: www.energysafety.wa.gov.au

Email: energysafety@commerce.wa.gov.au

Regional offices

Goldfields/Esperance (08) 9026 3250

Great Southern (08) 9842 8366

Kimberley (08) 9191 8400

Mid-West (08) 9920 9800

North-West (08) 9185 0900

South-West (08) 9722 2888

Available in other formats on request to assist people with special needs.